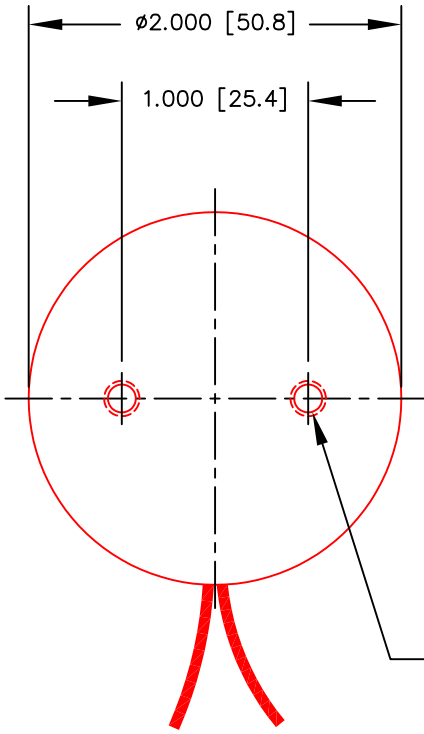
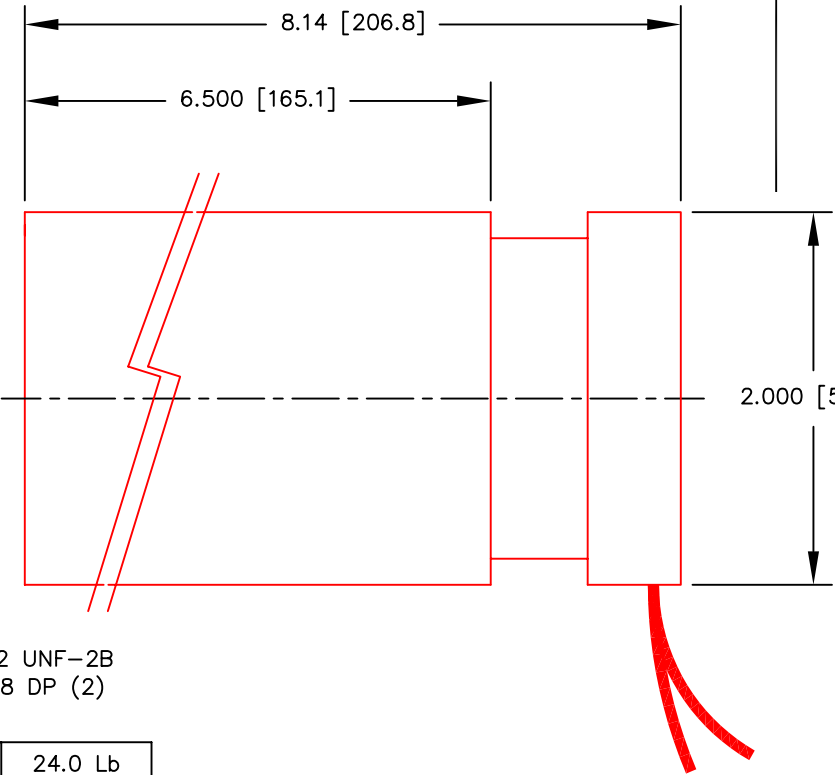


REVISIONS					
ZONE	LETTER	DESCRIPTION	DATE	CHECKED	APPROVED

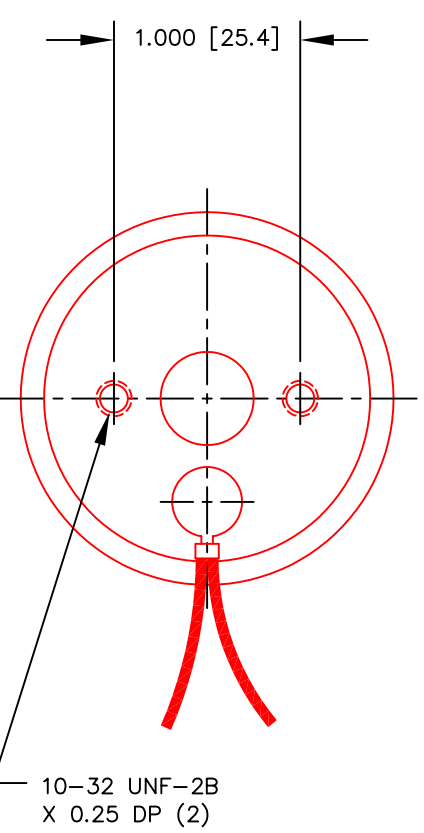
SHOWN AT MID-STROKE



10-32 UNF-2B
X 0.38 DP (2)



2.000 [50.8]



10-32 UNF-2B
X 0.25 DP (2)

PEAK FORCE	106.8 N	24.0 Lb
CONTINUOUS FORCE	35.6 N	8.0 Lb
FORCE CONSTANT	21.1 N/A	4.8 Lb/A
BACK EMF CONSTANT	21.1V/m/s	0.53V/in/s
STROKE	57 mm	2.25 IN
COIL CLEARANCE PER SIDE	0.38 mm	0.015 IN
COIL ASSY MASS	295 gr	10.4 Oz
BODY MASS	2100 gr	4.6 Lb
COIL RESISTANCE @ 25°C	17.0 Ohm	
COIL INDUCTANCE @ 120 Hz		
MAX CONTINUOUS POWER	50 W	

ALL VALUES AT 25°C

NOTES:
UNLESS OTHERWISE SPECIFIED

THIS DOCUMENT, WHETHER OR NOT MARKED AS PROPRIETARY, IS CONSIDERED CONFIDENTIAL AND SHALL REMAIN THE PROPERTY OF MOTICONT AND SHALL BE RETURNED TO MOTICONT UPON REQUEST WITH ALL COPIES MADE THEREOF. THIS DOCUMENT CANNOT BE UTILIZED IN THE MANUFACTURE OF ARTICLES SOLD OR OFFERED OR DISCLOSED TO ANYONE AND NO USE OF IT CAN BE MADE UNLESS EXPRESSLY AUTHORIZED BY AND UNDER THE DIRECTION OF MOTICONT. POSSESSION OF THIS DOCUMENT IS ACCEPTED SUBJECT TO THE FOREGOING.

DIMENSIONS ARE IN INCHES (mm) TOLERANCES ON:		MATERIAL	CONTRACT		motiCont			
DECIMALS	FRACTIONS		DRN		LINEAR VOICE COIL MOTOR			
.XXX .XX	± 1/125 ± 1/2"		CHKD					
± .005 ± .01 UNLESS OTHERWISE SPECIFIED		FINISH	APPVD		SIZE	CODE	DWG. NO.	REV.
USED ON	NEXT ASSY		APPVD		A		LVCM-051-165-02	1
APPLICATION					SCALE: 1 / 1		SHEET 1 OF 1	